 The product data referred to in the company shall be subject to material object. Subject to change without notice. The company has the final right to interpret.

 This album is printed with eco paper. Cherish resources, treat the environment.

GEYA

ZHEJIANG GEYA ELECTRICAL CO.,LTD



MINIATURE CIRCUIT BREAKER

Everything for electrical safety

GEYA

ZHEJIANG GEYA ELECTRICAL CO.LTD.


ADD: Wenzhou Brige Industrial Zone, Beibaixiang Town, Yueqing, Zhejiang, China 325603

Tel: 0086-577-62771036 Tel: 0086-13567770207

E-mail: sale@cngeya.com Web: www.geya.com

 **GEYA Electrical
Safety First**

COMPANY PROFILE



ZHEJIANG GEYA ELECTRICAL CO.,LTD

Founded in 2007, Geya Electrical Co. Ltd was located in Wenzhou, Zhejiang, China. Our company integrates R&D, production and sales, and committed to be the technology enterprise of low-voltage electrical equipment and automation control products.

After years of operating, our annual turnover has exceeded 100 million yuan. Geya's product series involve a variety of low-voltage electrical equipment and automation control products, including miniature circuit breaker (MCB), molded case circuit breaker (MCCB), residual circuit breaker (RCB), isolation switch, contactors, relays, timer, distribution box, etc. The product series are complete and the application fields are wide, which is widely recognized by domestic and foreign customers.




Our four major sales areas cover six continents, and Geya has been chosen and trusted by more than 40 foreign companies. We takes the development concept of "pursue nature of things, reach to the world", sticking to high standards and high quality.

We have obtained a number of national invention patents, and deployed our brand GEYA in most countries around the world. Global certifications include CCC, CE, SAA, SEMKO, TUV, CE and other EU authoritative certifications. Our sales team gradually promote Geya brand to the global market, we sincerely welcome customers to achieve win-win and common development with Geya!

DO
THE
BEST

PURSUE NATURE OF THINGS
REACH TO THE WORLD

 Zhejiang geya electrical co.,ltd
Circuit Breaker Series

CONTENTS

Catalogue

01 Miniature Circuit Breaker(MCB)	05 Trip Accessories
GYM8 4.5kA 01 Miniature Circuit Breaker	UV8/UV9 OV8/OV9 19 Overvoltage trip Unit/Undervoltage Trip Unit
GYM9 6A 02 Miniature Circuit Breaker	OVU8/OVU9 SH8/SH9 20 Overvoltage and Undervoltage Trip Unit/SHT
GYM10 6kA 03 Miniature Circuit Breaker	AU8/AU9 AL8/AL9 21 Status Indication Contacts/Alarm Contacts
GYM9H-DC 6kA 04 Miniature Circuit Breaker	06 Recloser
GYM9H 10kA 05 Miniature Circuit Breaker	GRD9L-C/D 23 MCB/RCCB Controlled By Switch
GYM9H-Z 6kA 06 Miniature Circuit Breaker	GRD9L-R 24 MCB/RCCB With Auto Reclosing
GYM9N 6kA 07 Miniature Circuit Breaker	GRD9L-S 25 MCB/RCCB With Rs485 Interface
GYM9-125 6kA 08 Miniature Circuit Breaker	07 AFDD
02 Isolating Circuit Breaker	AFDD-32 26 AFDD
GYH8 09 Isolating Circuit Breaker	AFDD2-40 27 AFDD
03 Leakage Circuit Breaker	AFDD-40 27 AFDD
GYL8 10 Leakage Circuit Breaker	08 AC Contactor
GYL9 11 Leakage Circuit Breaker	GYHC 28 Household Modular AC Contactor
GYL9 B 12 Leakage Circuit Breaker	GLC1 29 Industrial AC Contactor
GYL9 A+EV 13 Leakage Circuit Breaker	09 Molded Case Circuit Breaker
GYL10 14 Leakage Circuit Breaker	GYCM3E 32 Electronic Molded Case Circuit Breaker
04 Residual Current -Operated Circuit Breaker	GYCM3L 32 Residual Current Protective Circuit Breaker
GYR9N 15 Residual Current-operated Circuit Breaker	GYCM3C 33 Residual Current-Operated Protective Circuit Breaker
GYR8N 16 Residual Current-operated Circuit Breaker	10 Dual Power Automatic Transfer Switch
GYR10N-40 17 Residual Current-operated Circuit Breaker	W2R 34 Dual Power Automatic Transfer Switch
GYR10N-50 18 Residual Current-operated Circuit Breaker	11 Air Circuit Breaker
	GYW1 35 Intelligent Conventional Circuit Breaker

Miniature Circuit Breaker

IEC60898-1, GB10963.1

IEC60898-1, GB10963.1

GYM8 MCB

Scope of application

GYM8 miniature circuit breaker is suitable for AC 50/60Hz, rated voltage 240V/415V, rated current up to 63A for overload and short circuit protection, and can also be used for infrequent operation conversion of the line under normal conditions. It is suitable for terminal distribution lines in commercial office buildings, residential buildings and general industrial use.

Compliant with standards: IEC60898-1, GB10963.1, and obtained CE, BV and other certifications.

Product Features: double busbars, transparent logo, self-designed appearance patent.



Technical Parameter

Electrical Characteristics						
Poles	Rated current (In)	Rated voltage (Ue)	Rated insulation voltage (Ui)	Rated frequency	Dielectric test voltage	Trip method
1P, 2P, 3P, 4P	1~63A	240/415V	500V	50/60Hz	2000V/1min	Thermal magnetic trip
Rated impulse withstand voltage (Uimp)	Rated breaking capacity (Icn)	Operating breaking capacity (Ics)	Thermo-magnetic release characteristic			
			B:(3~5)In	C:(5~10)In	D:(10~16)In	
4kV	4.5kA	4.5kA	■	■	■	

Mechanical properties							
Mechanical life	Electric life		Protection class		Reference temperature for setting of thermal element	Ambient temperature	Storage temperature
	240/h(≤below 32A)	120/h (>32A)	Direct install	Installed in distribution box			
10000	10000 (≤20A)	4000 (>20A)	Ip20	Ip40	30°C	-25°C+40°C	-25°C+60°C

Other characteristics						
Wiring size		Contact Status Indication	Fault Indication	Circuit identification	Connection	Assemblable accessories
Copper/Hard Wire	Cord/Hoop Terminals					
1-25mm ²	1-16mm ²	■	—	■	Top and bottom	■

GYM9 MCB

Scope of application

GYM9 miniature circuit breaker is suitable for AC 50/60Hz, rated voltage 230V/400V, rated current up to 63A for overload and short circuit protection, and can also be used for infrequent operation conversion of the line under normal conditions.

It is suitable for terminal distribution lines in commercial office buildings, residential buildings and general industrial use.

Compliant with standards: IEC60898-1, GB10963.1

Product Features: double busbars, transparent label, quick closing function and self-designed appearance patent



Technical Parameter

Electrical Characteristics						
Poles	Rated current (In)	Rated voltage (Ue)	Rated insulation voltage (Ui)	Rated frequency	Dielectric test voltage	Trip method
1P, 2P, 3P, 4P	1~63A	240/415V	500V	50/60Hz	2000V/1min	Thermal magnetic trip
Rated impulse withstand voltage (Uimp)	Rated breaking capacity (Icn)	Operating breaking capacity (Ics)	Thermo-magnetic release characteristic			
			B:(3~5)In	C:(5~10)In	D:(10~16)In	
4kV	6kA	6kA	■	■	■	

Mechanical properties							
Mechanical life	Electric life		Protection class		Reference temperature for setting of thermal element	Ambient temperature	Storage temperature
	240/h(≤below 32A)	120/h (>32A)	Direct install	Installed in distribution box			
20000	10000 (≤20A)	6000 (>20A)	Ip20	Ip40	30°C	-25°C+40°C	-25°C+60°C

Other characteristics						
Wiring size		Contact Status Indication	Fault Indication	Circuit identification	Connection	Assemblable accessories
Copper/Hard Wire	Cord/Hoop Terminals					
1-25mm ²	1-16mm ²	■	—	■	Top and bottom	■

Miniature Circuit Breaker

IEC60898-1, GB10963.1

IEC60947-2, GB14048.2

GYM10 MCB

Scope of application

GYM10 high breaking miniature circuit breaker (MCB) is suitable for AC 50/60Hz, rated voltage 240V/415V, rated current up to 63A for overload and short circuit protection. It can also be used for infrequent operation conversion of the circuit under normal conditions use.

It's suitable for terminal distribution lines in commercial office buildings, residential and general industrial use.

Compliant with: IEC60898-1, GB10963.1



Technical Parameter

Electrical Characteristics						
Poles	Rated current (In)	Rated voltage (Ue)	Rated insulation voltage (Ui)	Rated frequency	Dielectric test voltage	Trip method
1P, 2P, 3P, 4P	1~63A	240/415V	500V	50/60Hz	2000V/1min	Thermal magnetic trip
Rated impulse withstand voltage (Uimp)	Rated breaking capacity (Icn)	Operating breaking capacity (Ics)	Thermo-magnetic release characteristic			
			B:(3~5)In	C:(5~10)In	D:(10~16)In	
4kV	6kA	6kA	■	■	■	

Mechanical properties

Mechanical life	Electric life		Protection class		Reference temperature for setting of thermal element	Ambient temperature	Storage temperature
	240/h(≤below 32A)	120/h (>32A)	Direct install	Installed in distribution box			
20000	10000 (≤20A)	6000 (>20A)	Ip20	Ip40	30°C	-25°C+40°C	-25°C+60°C

Other characteristics

Wiring size		Contact Status Indication	Fault Indication	Circuit identification	Connection	Assemblable accessories
Copper/Hard Wire	Cord/Hoop Terminals					
1-25mm ²	1-16mm ²	■	—	■	Top and bottom	■

GYM9H-DC MCB

Scope of application

GYM9H-DC DC circuit breaker is used for DC voltage up to 1000V, rated current up to 63A for overload and short circuit protection, and it can also be used for infrequent operation conversion of the line.

It is suitable for DC system applications such as communication and photovoltaic systems.

Compliant with: GB 14048.2, IEC 60947-2

Product Features: double busbars, transparent logo, quick closing function and independent appearance patent.



Technical Parameter

Electrical Characteristics					
Poles	Rated current (In)	Rated voltage (Ue)			
		1P	2P	3P	4P
1P, 2P, 3P, 4P	1~63A	250V DC	500V DC	750V DC	1000V DC
Rated impulse withstand voltage (Uimp)	Rated breaking capacity (Icn)	Operating breaking capacity (Ics)	Trip method	Thermo-magnetic release characteristic	
				B	C
6kV	6kA	6kA	Thermal magnetic trip	5.5In±20%	8.5In±20%

Mechanical properties

Mechanical life	Electric life		Protection class		Reference temperature for setting of thermal element	Ambient temperature	Storage temperature
	240/h(≤below 32A)	120/h (>32A)	Direct install	Installed in distribution box			
20000	2500 (≤20A)	1500 (>20A)	Ip20	Ip40	30°C	-25°C+60°C	-25°C+70°C

Other characteristics

Wiring size		Contact Status Indication	Fault Indication	Circuit identification
Copper/Hard Wire	Cord/Hoop Terminals			
1-25mm ²	1-16mm ²	■	—	■

Miniature Circuit Breaker

符合标准 IEC60898-1, GB10963.1

IEC60947-2, GB14048.2

GYM9H MCB

Scope of application

GYM9H high breaking small circuit breaker is suitable for AC 50/60Hz, rated voltage 240V/415V, rated current up to 63A for overload and short circuit protection, and it can also be used for infrequent operation conversion of lines under normal conditions.

It's suitable for terminal distribution lines in commercial office buildings, residential and general industrial use.

Compliant with : IEC60898-1, GB10963.1, and obtained CE, CB, BV and other certifications.



Technical Parameter

Electrical Characteristics						
Poles	Rated current (In)	Rated voltage (Ue)	Rated insulation voltage (Ui)	Rated frequency	Dielectric test voltage	Trip method
1P, 2P, 3P, 4P	1~63A	240/415V	500V	50/60Hz	2000V/1min	Thermal magnetic trip
Rated impulse withstand voltage (Uimp)	Rated breaking capacity (Icn)	Operating breaking capacity (Ics)	Thermo-magnetic release characteristic			
			B:(3~5)In	C:(5~10)In	D:(10~16)In	
4kV	10kA	7.5kA	■	■	■	

Mechanical properties

Mechanical life	Electric life		Protection class		Reference temperature for setting of thermal element	Ambient temperature	Storage temperature
	240/h(≤below 32A)	120/h (>32A)	Direct install	Installed in distribution box			
20000	20000 (≤20A)	6000 (>20A)	Ip20	Ip40	30°C	-25°C+60°C	-25°C+70°C

Other characteristics

Wiring size		Contact Status Indication	Fault Indication	Circuit identification	Connection	Assemblable accessories
Copper/Hard Wire	Cord/Hoop Terminals					
1-25mm ²	1-16mm ²	■	—	■	Top and bottom	■

GYM9H-Z MCB

Scope of application

GYM9H-Z DC circuit breaker is used for DC voltage up to 600V, rated current up to 63A for overload and short circuit protection, and it can also be used for infrequent operation and conversion of the line. The circuit breaker is used in DC panels, energy storage devices, etc. DC non-polar applications.

Compliant with: GB 14048.2, IEC 60947-2, IEC 60947-2 Annex P

Product Features: double busbars, transparent logo, quick closing function and independent appearance patent.



Technical Parameter

Electrical Characteristics					
Poles	Rated current (In)	Rated voltage (Ue)			
		1P	2P	3P	4P
1P, 2P, 3P, 4P	1~63A	48, 60, 125, 150V DC	110, 125, 250, 300V DC	450V DC	600V DC
Rated impulse withstand voltage (Uimp)	Rated breaking capacity (Icn)	Operating breaking capacity (Ics)	Trip method	Thermo-magnetic release characteristic	
				B	C
6kV	6kA	6kA	Thermal magnetic trip	5.5In±20%	8.5In±20%

Mechanical properties

Mechanical life	Electric life		Protection class		Reference temperature for setting of thermal element	Ambient temperature	Storage temperature
	240/h(≤below 32A)	120/h (>32A)	Direct install	Installed in distribution box			
20000	2500 (≤20A)	1500 (>20A)	Ip20	Ip40	30°C	-25°C+60°C	-25°C+70°C

Other characteristics

Wiring size		Contact Status Indication	Fault Indication	Circuit identification
Copper/Hard Wire	Cord/Hoop Terminals			
1-25mm ²	1-16mm ²	■	—	■

Miniature Circuit Breaker

IEC60898-1, GB10963.1

IEC/EN60898-1, IEC/EN10963.1

GYM9N MCB

Scope of application

GYM9N miniature circuit breaker is mainly used for overload and short circuit protection in AC voltage 50 Hz / 60 Hz, rated voltage 240 V, and rated current up to 40A. It can also be used for normal switching operations with infrequent switching. It's suitable for various places such as industrial, commercial, high-rise and residential buildings.

Compliant with: IEC60898-1, GB10963.1



Technical Parameter

Electrical Characteristics						
Poles	Rated current (In)	Rated voltage (Ue)	Rated insulation voltage (Ui)	Rated frequency	Dielectric test voltage	Trip method
1P+N	6~40A	240V	400V	50/60Hz	2000V/1min	Thermal magnetic trip
Rated impulse withstand voltage (Uimp)	Rated breaking capacity (Icn)	Operating breaking capacity (Ics)	Thermo-magnetic release characteristic			
			B:(3~5)In	C:(5~10)In	D:(10~16)In	
4kV	6kA	6kA	■	■	■	

Mechanical properties

Mechanical life	Electric life	Protection class		Reference temperature for setting of thermal element	Ambient temperature	Storage temperature
		Direct install	Installed in distribution box			
10000	4000	Ip20	Ip40	30°C	-25°C+60°C	-25°C+70°C

Other characteristics

Wiring size		Contact Status Indication	Fault Indication	Circuit identification	Connection	Assemblable accessories
Copper/Hard Wire	Cord/Hoop Terminals					
1-16mm ²	1-10mm ²	■	—	■	Top and bottom	■

GYM9-125 MCB

Scope of application

GYM 9-125 miniature circuit breaker is suitable for AC 50/60Hz, rated voltage 240V/415V, rated current up to 125A for overload and short circuit protection, and it can also be used for infrequent operation of the line under normal conditions for conversion.

It's suitable for terminal distribution lines in commercial office buildings, residential and general industrial use.

Compliant with: IEC60898-1, GB10963.1



Technical Parameter

Electrical Characteristics						
Poles	Rated current (In)	Rated voltage (Ue)	Rated insulation voltage (Ui)	Rated frequency	Dielectric test voltage	Trip method
1P,2P 3P,4P	40, 63, 80 100, 125A	240/415V	500V	50/60Hz	2000V/1min	Thermal magnetic trip
Rated impulse withstand voltage (Uimp)	Rated breaking capacity (Icn)	Operating breaking capacity (Ics)	Thermo-magnetic release characteristic			
			C: (5~10) In		D: (10~16) In	
4kV	6kA	6kA	C: (5~10) In		D: (10~16) In	

Mechanical properties

Mechanical life	Electric life		Protection class		Reference temperature for setting of thermal element	Ambient temperature	Storage temperature
	240/h(≤below 32A)	120/h (>32A)	Direct install	Installed in distribution box			
10000	4000	2000 (>20A)	Ip20	Ip40	30°C	-25°C+70°C	-25°C+70°C

Other characteristics

Wiring size		Contact Status Indication	Fault Indication	Circuit identification	Connection	Assemblable accessories
Copper/Hard Wire	Cord/Hoop Terminals					
1-50mm ²	1-35mm ²	■	—	—	Top and bottom	■

Isolating Circuit Breaker

IEC60947-3,GB14048.3

GYH8 Isolator

Scope of application

GYH8 isolator is suitable for AC 50/60Hz, rated current up to 125A, rated voltage one pole 240V, two, three and four poles 415V power distribution and control circuit. It is mainly used as the main switch in terminal combination appliances, and can also be used for the isolation of infrequently connecting and breaking circuits and lines.

It's widely used in infrastructure, electricity, construction, industry, data center, and other industries.

Compliant with : IEC60947-3, GB14048.3, and obtained CE, CB and Semko.



Technical Parameter

Electrical Characteristics					
Poles	Rated current (In)	Rated voltage (Ue)	Rated insulation voltage (Ui)	Rated frequency	Dielectric test voltage
1P, 2P 3P, 4P	32, 63, 80 100, 125A	240/415V	690V	50/60Hz	2000V/1min
Rated impulse withstand voltage (Uimp)	Rated short-time making capacity(Icm)	Rated short-time withstand current (IcW)	Use category		
6kV	20le/1s	12le/1s	AC-22A		

Mechanical properties

Mechanical life	Electric life		Protection class		Reference temperature for setting of thermal element	Ambient temperature	Storage temperature
	≤below 63A	63A and above	Direct install	Installed in distribution box			
20000	2500	1500	Ip20	Ip40	30°C	-25°C+60°C	-25°C+70°C

Other characteristics

Wiring size		Contact Status Indication	Fault Indication	Circuit identification	Connection
Copper/Hard Wire	Cord/Hoop Terminals				
1-50mm ²	1-35mm ²	■	—	■	Top and bottom

IEC61008-1,GB16916.1

Leakage Circuit Breaker

GYL8 RCCB

Scope of application

GYL8 residual current circuit breaker (without overcurrent protection) is suitable for AC 50Hz, rated voltage 240V for two poles, 415V for four poles, and rated current up to 63A. It can quickly cut off the fault power in very short time,

To protect the safety of people and electrical equipment, it can also be used for infrequent switching of lines.

Compliant with : IEC61008-1, GB16916.1, CE, CB marked.



Technical Parameter

Electrical Characteristics									
Classification		Protection type		Poles	Rated current (In)	Rated sensitivity (IΔn)	Sensitivity		Rated voltage (Ue)
AC	A	ELE	ELM				Instantaneous	Delayed	
■	■	■	■	1P+N, 3P+N	25, 40, 63A	10, 30, 100, 300mA	■	■	1P+N:240V~ 3P+N:415V~
Rated insulation voltage (Ui)	Rated frequency	Rated impulse withstand voltage (Uimp)	Rated residual making and breaking capacity IΔm	Short-circuit current Inc=IΔc	Rated residual non-operating current	Break time(Instantaneous)			
500V	50/60Hz	4kV	500A (below 63A) 10In(63A and above)	6kA	0.5IΔn	residual current IΔ=1IΔn	residual current IΔ=2IΔn	residual current IΔ=5IΔn	0.1s 0.08s 0.04s

Mechanical properties

Mechanical life /Electric life	Protection class		Ambient temperature	Storage temperature
	Direct install	in distribution box		
4000	Ip20	Ip40	-25°C+40°C	-25°C+60°C

Other characteristics

Wiring size		Contact Status Indication	Fault Indication	Circuit identification
Copper/Hard Wire	Cord/Hoop Terminals			
1-35mm ²	1-25mm ²	■	—	—

Leakage Circuit Breaker

IEC61008-1,GB16916.1

IEC/EN61008-2-1,IEC/EN62423

GYL9 RCCB

Scope of application

GYL9 residual current circuit breaker (without overcurrent protection) is suitable for AC 50Hz, rated voltage 240V for two poles, 415V for four poles, and rated current up to 80A. It can quickly cut off the fault power in a very short time,

To protect the safety of people and electrical equipment, it can also be used for infrequent switching of lines.

It's suitable for terminal distribution lines in commercial office buildings, residential and general industrial use.

Compliant with: IEC61008-1, GB16916.1



Technical Parameter

Electrical Characteristics									
Classification		Protection type		Poles	Rated current (In)	Rated sensitivity (I Δ n)	Sensitivity		Rated voltage (Ue)
AC	A	ELE	ELM				Instantaneous	Delayed	
■	■	■	■	1P+N,3P+N	25, 40, 63, 80A	10, 30, 100, 300mA	■	■	1P+N:240V~ 3P+N:415V~
Rated insulation voltage (Ui)	Rated frequency	Rated impulse withstand voltage (Uimp)	Rated residual making and breaking capacity I Δ m	Short-circuit current I Δ c	Rated residual non-operating current	Break time(Instantaneous)			
						Residual current I Δ =1I Δ n	Residual current I Δ =2I Δ n	Residual current I Δ =5I Δ n	
500V	50/60Hz	4kV	500A (below 63A) 10In(63A and above)	10kA (below 63A) 10kA(63A and above)	0.5I Δ n	0.1s	0.08s	0.04s	

Mechanical properties

Mechanical life /Electric life	Protection class		Ambient temperature	Storage temperature
	Direct install	In distribution box		
4000	Ip20	Ip40	-25°C+60°C	-25°C+70°C

Other characteristics

Wiring size		Contact Status Indication	Fault Indication	Circuit identification	Connection	Assemblable accessories
Copper/Hard Wire	Cord/Hoop Terminals					
1-35mm ²	1-25mm ²	—	■	—	Top and bottom(ELM) Top line(ELE)	—

GYL9-B RCCB

Scope of application

GYL9-B residual current operated circuit breaker is suitable for AC 50Hz, rated voltage 240V for two poles, 415V for four poles, rated current up to 63A, used to detect AC leakage, pulsating DC leakage, smooth DC leakage, compound wave leakage and high frequency leakage current up to 1kHz. When people come to electric shock or the leakage current of the circuit exceeds the specified value, it automatically cuts off the faulty power supply in a very short time to protect the safety of people and electrical equipment. It can also be used for infrequent switching operations in normal condition.

Compliant with: IEC62423,IEC61008-1,GB22794,GB16916.1



Technical Parameter

Electrical Characteristics						
Classification	Application		Poles	Rated current (In)	Rated sensitivity (I Δ n)	Rated Voltage (Ue)
B	Electric car charging station, charging pile	Equipment circuit controlled by three-phase inverter	1P+N,3P+N	25, 40, 63, 80A	30, 100, 300mA	1P+N:240V~ 3P+N:415V~
Rated Insulation voltage (Ui)	Rated frequency	Rated impulse withstand voltage (Uimp)	Rated short-circuit current I Δ c=rated residual short circuit current Δ I m	Rated residual connecting and breaking capacity I Δ c=I Δ c	Rated residual non-operating current	
500V	50/60Hz	4kV	500A (63A below) 10In (63A and above)	6kA	0.5I Δ n	

Mechanical properties

Mechanical life /electrical life	Protection class		Working ambient temperature	Storage temperature
	Installed directly	Installed in the distribution box		
4000	Ip20	Ip40	-25°C+60°C	-25°C+70°C

Other characteristics

Wiring size		Contact status Indication	Fault Indication	Circuit identification
Copper/ hard wire	Cord/hoop terminals			
1-35mm ²	1-25mm ²	—	■	—

Leakage Circuit Breaker

IEC62955,IEC61008.1

IEC61008-1,GB16916.1

GYL9 A+EV RCCB

Scope of application

GYL9 type A+EV leakage current circuit breaker is suitable for protection of AC facilities with charging mode 3, DC leakage current of more than 6mA . when there is a residual fault current of more than 6mA in the system, it can automatically cut off the fault power in very short time.

It is used to detect the DC residual current greater than 6mA in the AC system. According to the IEC61851 standard, it should be used with the RCD with type A residual current protection characteristics, which provides protection against possible ground faults.



Technical Parameter

Electrical features							
Residual current operating type	Rated current (In)	Poles	Rated voltage	Rated Insulation voltage (Ui)	Rated frequency	Rated sensitivity (IΔn)	DC current operating sensitivity IΔndc
A+EV	25, 40, 63A	2P, 4P	240/415V	500V	50/60Hz	30mA	6mA
Rated short-circuit current Inc	Rated limited short-circuit current IΔc	Rated switch-on segment capacity Im	Rated switch-on segment capacity IΔm	Fuse selection	Rated impulse withstand voltage (1.2/50)	Dielectric test voltage	Pollution level
6kA, 10kA	6kA, 10kA	500A(25A,40A),630A(63A)	500A(25A,40A),630A(63A)	Matching silver wire	4000V	2500V/1min	2

mechanical features			installed					
Mechanical life	Electrical life	Leakage trip indication	Protection class	Ambient temperature (≤35°C)	Storage temperature	Wiring size	Installed	Wiring location
10000	4000	■	Ip20	-5~ +60°C	-25~ +70°C	35mm ²	DIN 60715 standard rail	Wiring up

Rated residual current breaking time

Rated current	Rated sensitivity (IΔn)	Residual current segment time (S)		
		IΔn	2IΔn	5IΔn
25, 40, 63A	30	0.1	0.08	0.04
		Residual current segment time (S)		
	Rated sensitivity (IΔn)	6mA	60mA	200mA
		30	10	0.3

GYL10 RCCB

Scope of application

GYL10 residual current circuit breaker (without overcurrent protection) is suitable for AC 50Hz, rated voltage 240V for two poles, 415V for four poles, and rated current up to 63A. It can quickly cut off the fault power in a very short time,

To protect the safety of people and electrical equipment, it can also be used for infrequent switching of lines.

Compliant with : GB/T 16916.1, IEC 61008-1, CE, CB marked.



Technical Parameter

Electrical Characteristics									
Classification		Protection type		Poles	Rated current (In)	Rated sensitivity (IΔn)	Sensitivity		Rated voltage (Ue)
AC	A	ELE	ELM				Instantaneous	Delayed	
■	■	■	■	1P+N,3P+N	25, 40, 63A	10, 30, 100, 300mA	■	■	1P+N:240V~ 3P+N:415V~
Rated insulation voltage (Ui)	Rated frequency	Rated impulse withstand voltage (Uimp)	Rated residual making and breaking capacity IΔm	Short-circuit current Inc=IΔc	Rated residual non-operating current	Break time(Instantaneous)			
500V	50/60Hz	4kV	500A (below 63A) 10In(63A and above)	6kA	0.5IΔn	Residual current IΔ=1IΔn	Residual current IΔ=2IΔn	Residual current IΔ=5IΔn	
						0.1s	0.08s	0.04s	

Mechanical properties

Mechanical life /Electric life	Protection class		Ambient temperature	Storage temperature
	Direct install	In distribution box		
4000	Ip20	Ip40	-25°C+40°C	-25°C+60°C

Other characteristics

Wiring size		Contact Status Indication	Fault Indication	Circuit identification	Connection	Assemblable accessories
Copper/Hard Wire	Cord/Hoop Terminals					
1-25mm ²	1-16mm ²	—	—	■	Top and bottom(ELM) Top line(ELE)	—

Current-Operated Circuit Breaker

IEC61009-1, GB/T16917.1

IEC61009-1, GB/T16917.1

GYR9N RCBO

Scope of application

GYR9N residual current operated circuit breaker is suitable for AC 50Hz, rated voltage 240V, rated current up to 40A. When people come to electric shock or the leakage current of the network exceeds the specified value, it can quickly cut off the faulty power supply in very short time to protect the safety of people and electrical equipment. At the same time, it can protect the overload or short circuit of the line, and can also be used for infrequent switching of the line. It's suitable for terminal distribution lines in commercial office buildings, residential and general industrial use.

Compliant with : GB/T 16917.1, IEC 61009-1



Technical Parameter

Electrical Characteristics									
Classification		Protection type		Poles	Rated current (In)	Rated sensitivity (I Δ n)	Sensitivity		Rated voltage (Ue)
AC	A	ELE	ELM				Instantaneous reaction		
■	■	■	■	1P+N	6、10、16、20、25、32、40A	30、100、300mA	■	■	240V~
Rated insulation voltage (Ui)	Rated frequency	Rated impulse withstand voltage (Uimp)	Rated residual making and breaking capacity I Δ m	rated residual connecting and breaking capacity Inc=I Δ c	Rated residual non-operating current	Break time			
						Residual current I Δ =1I Δ n	Residual current I Δ =2I Δ n	Residual current I Δ =5I Δ n	
500V	50/60Hz	4kV	500A	6kA	0.5I Δ n	0.1s	0.08s	0.04s	

Mechanical properties

Mechanical life /Electric life	Protection class		Ambient temperature	Storage temperature
	Direct install	In distribution box		
4000	Ip20	Ip40	-25°C+40°C	-25°C+60°C

Other characteristics

Wiring size		Contact Status Indication	Fault Indication	Circuit identification	Connection
Copper/Hard Wire	Cord/Hoop Terminals				
1-25mm ²	1-16mm ²	■	■	■	Top and bottom(ELM) Top line(ELE)

GYR8N RCBO

Scope of application

GYR8N residual current circuit breaker is suitable for AC 50Hz, rated voltage 240V, rated current up to 40A. When people come to electric shock or the leakage current of the network exceeds the specified value, it can quickly cut off the faulty power supply in very short time to protect the safety of people and electrical equipment. At the same time, it can protect the overload or short circuit, and infrequent switching of the line. It's suitable for terminal distribution lines in commercial office buildings, residential and general industrial use.

Compliant with : GB/T 16917.1, IEC 61009-1



Technical Parameter

Electrical Characteristics									
Classification		Protection type		Poles	Rated current (In)	Rated sensitivity (I Δ n)	电子式	Rated voltage (Ue)	
AC	A	ELE	ELM						
■	■	■	—	1P+N	6、10、16、20、25、32、40A	30、100、300mA	■	240V~	
Rated insulation voltage (Ui)	Rated frequency	Rated impulse withstand voltage (Uimp)	Rated residual making and breaking capacity I Δ m	Rated residual connecting and breaking capacity Inc=I Δ c	Rated residual non-operating current	Break time			
						Residual current I Δ =1I Δ n	Residual current I Δ =2I Δ n	Residual current I Δ =5I Δ n	
400V	50/60Hz	4kV	500A	4.5kA	0.5I Δ n	0.1s	0.08s	0.04s	

Mechanical properties

Mechanical life /Electric life	Protection class		Ambient temperature	Storage temperature
	Direct install	In distribution box		
2000	Ip20	Ip40	-25°C+40°C	-25°C+60°C

Other characteristics

Wiring size		Contact Status Indication	Fault Indication	Circuit identification	Connection
Copper/Hard Wire	Cord/Hoop Terminals				
1-16mm ²	1-10mm ²	—	—	■	Top and bottom

Single Module RCBO

IEC61009-1, EN61009-1

IEC61009-1, GB/T16917.1

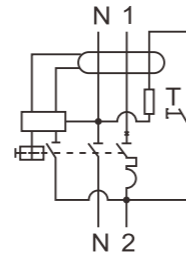
GYR10N-40 RCBO

Technical Data

- Rated current: 6A, 8A, 10A, 13A, 16A, 20A, 25A, 32A, 40A
- Rated voltage: 240V(230V)~
- Rated frequency: 50/60Hz
- Number of pole: 1P+N
- Module size: 18mm
- Curve type: B&C Curve
- Breaking capacity: 6000A
- Rated residual operating current:
 - 10mA, 30mA, 100mA, 300mA Type A and AC
- Optimum operating temperature: -25°C to 40°C
- Terminal Tightening torque: 1.2N·m²
- Terminal Capacity(top): 16mm²
- Terminal Capacity(bottom): 16mm
- Electro-mechanical endurance: 4000 cycles
- Mounting: 35mm DinRail
- Line and Load reversible:
- Suitable Busbar: PIN Busbar



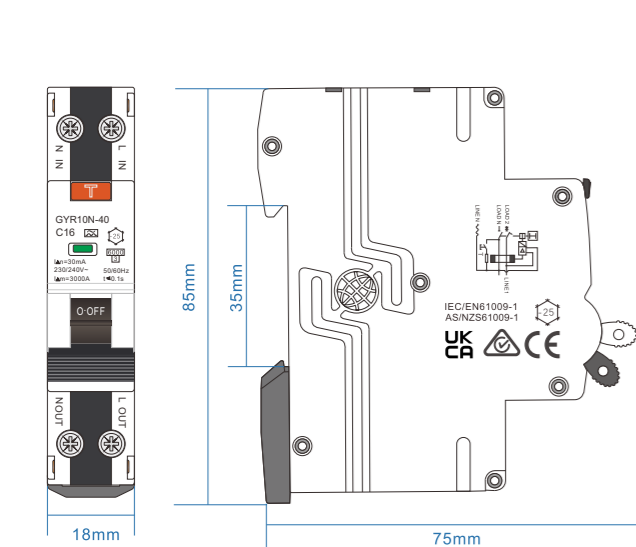
Wiring Diagram



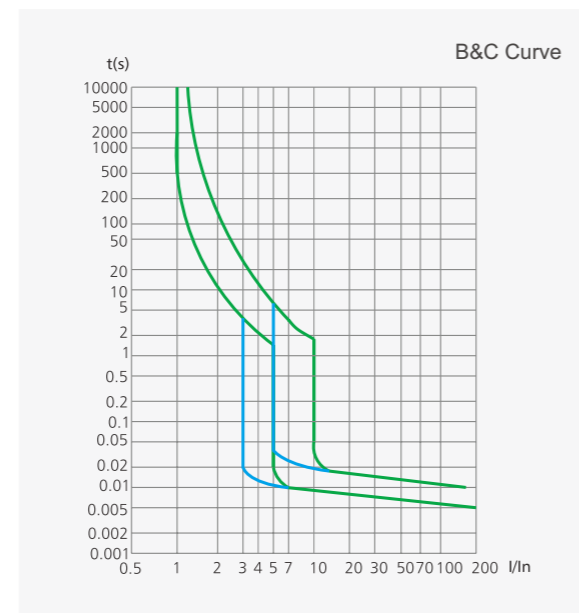
Compliance

- Rated current: 6A, 8A, 10A, 13A, 16A, 20A, 25A, 32A, 40A
- Rated voltage: 240V(230V)~
- Rated frequency: 50/60Hz
- Number of pole: 1P+N
- Module size: 18mm

Compliance



The tripping characteristic curves



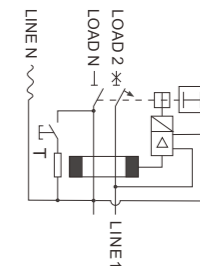
GYR10N-50 RCBO

Technical Data

- Rated current: 6A, 8A, 10A, 13A, 16A, 20A, 25A, 32A, 40A
- Rated voltage: 240V(230V)~
- Rated frequency: 50/60Hz
- Number of pole: 1P+N
- Module size: 18mm
- Curve type: B&C Curve
- Breaking capacity: 6000A
- Rated residual operating current:
 - 10mA, 30mA, 100mA, 300mA Type A and AC
- Optimum operating temperature: -25°C to 40°C
- Terminal Tightening torque: 1.2N·m²
- Terminal Capacity(top): 16mm²
- Terminal Capacity(bottom): 16mm
- Electro-mechanical endurance: 4000 cycles
- Mounting: 35mm DinRail
- Line and Load reversible:
- Suitable Busbar: PIN Busbar



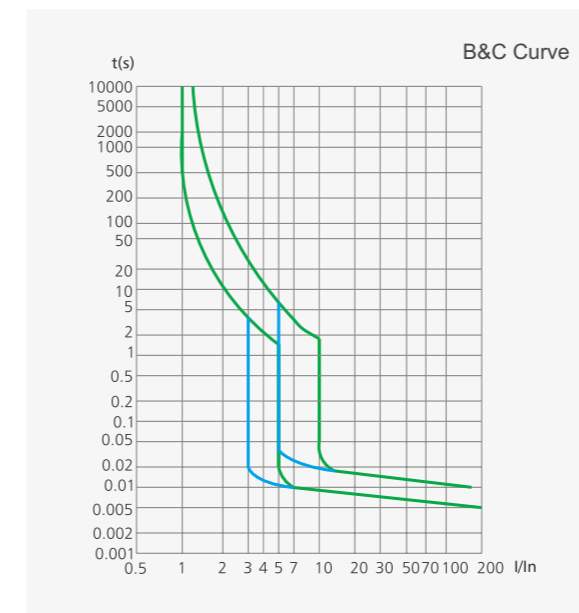
Wiring Diagram



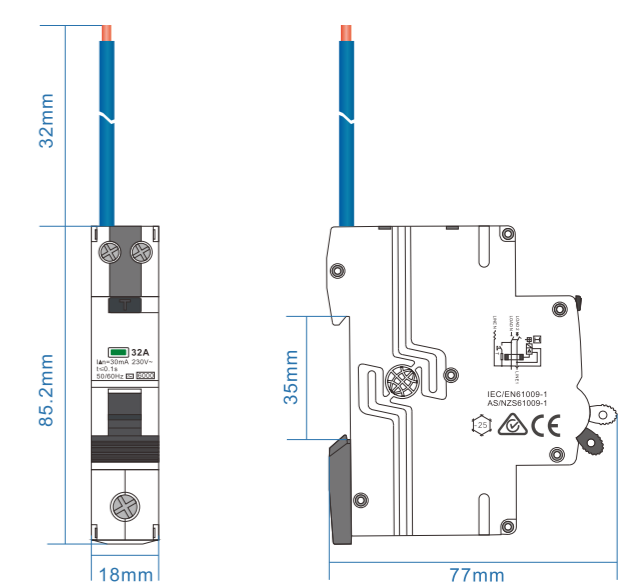
Compliance

- IEC/EN/AS/NZS61009.1:2015
- ESV Compliant

The tripping characteristic curves



Compliance



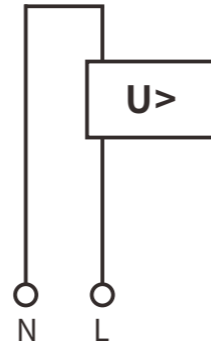
Trip Accessories



OV8/OV9 Overvoltage trip unit

Function

When the power supply voltage rises to the specified voltage of $270V \pm 5\%$, the trip assembled with the circuit breaker is triggered; when the power supply voltage does not return to normal, the circuit breaker is prevented from being reconnected;



Technical Parameter

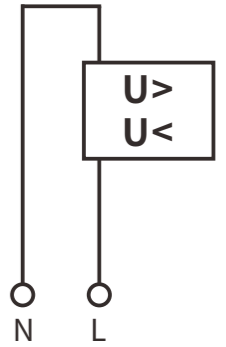
Voltage (Ue)	Red mechanical indicator	Test function	Width (multiple of 9mm)	Current	Contact numbers	Working ambient temperature	Storage temperature
230V	■	—	2	—	—	-25°C+60°C	-25°C+70°C



OVU8/OVU9 Overvoltage and undervoltage trip unit

Function

When the power voltage rises to the specified voltage value, the circuit breaker assembled with it is triggered to trip; when the power voltage drops to the specified voltage value, the circuit breaker assembled with it is triggered to trip; When the power voltage does not return to normal, it prevents the circuit breaker from being reconnected;



Technical Parameter

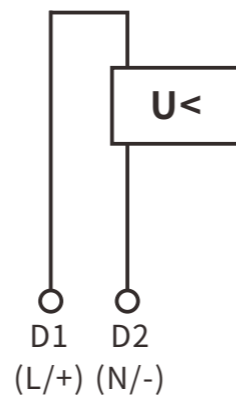
Voltage (Ue)	Red mechanical indicator	Test function	Width (multiple of 9mm)	Current	Contact numbers	Working ambient temperature	Storage temperature
230V	—	—	2	—	—	-25°C+60°C	-25°C+70°C



UV8/UV9 Undervoltage trip unit

Function

When the power voltage drops to (35%~70%Ue), the circuit breaker assembled with it is triggered to trip; when the power supply voltage drops below 35%, it prevents the circuit breaker from closing; $35\%Ue \leq$ applied voltage $\leq 70\%Ue$; it acts and drives the circuit breaker to open; the applied voltage value should not exceed 110%Ue.



Technical Parameter

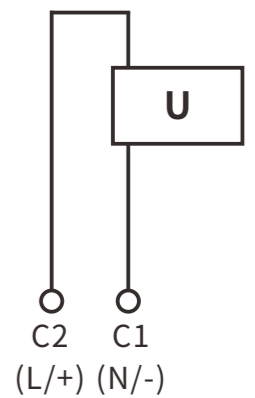
Voltage (Ue)	Red mechanical indicator	Test function	Width (multiple of 9mm)	Current	Contact numbers	Working ambient temperature	Storage temperature
230V	—	—	2	—	—	-25°C+60°C	-25°C+70°C



SH8/SH9 SHT

Function

When signal is received, the circuit breaker assembled with it is triggered to trip.



Technical Parameter

Voltage (Ue)	Red mechanical indicator	Test function	Width (multiple of 9mm)	Current	Contact numbers	Working ambient temperature	Storage temperature
110~400V	—	—	2	—	—	-25°C+60°C	-25°C+70°C

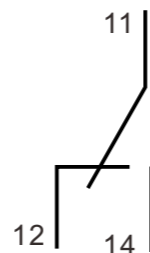
Trip Accessories



AU8/AU9 Status Indication Contacts

Function

Indicate the closing and opening status of the circuit breaker



Technical Parameter

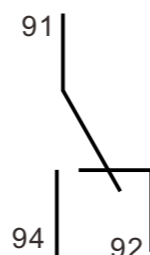
Voltage (Ue)		Red mechanical indicator	Width (multiple of 9mm)	Current					Contact numbers	Working ambient temperature	Storage temperature
240, 415V AC	24, 48, 120V DC	■	2	24V DC 6A	48V DC 2A	120V DC 1A	240V AC 6A	415V AC 2A	1NO+1NC	-25°C+60°C	-25°C+70°C



AL8/AL9 Alarm Contacts

Function

Send a signal when the circuit breaker fails to trip;
When the circuit breaker fails to trip, there is a red indicator on the front of the device;



Technical Parameter

Voltage (Ue)		Test function	Width (multiple of 9mm)	Current					Contact numbers	Working ambient temperature	Storage temperature
240, 415V AC	24, 48, 120V DC	■	2	24V DC 6A	48V DC 2A	120V DC 1A	240V AC 6A	415V AC 2A	1NO+1NC	-25°C+60°C	-25°C+70°C

Recloser

GRD9L-C/D MCB/RCCB Controlled By Switch

Scope of application

It can be widely used in electric network terminal lines, new energy circuit management, smart electronic triplex, smart home, smart factory, new energy vehicle charging pile, etc.

It can be matched with MCB/RCCB switch, remote closing and breaking MCB/RCCB switch.

MCB/RCCB switch is controlled by the switching value, and the D type has the function of automatic reclosing.

With manual/auto selector switch.



Technical Parameter

	Control method	Power terminal	Power consumption		Voltage fluctuation range		Indication light	Operate time
			DC12V	AC230V	DC12V	AC220V		
GRD9L-C	Switch input control	A1-A2	DC max.1W(Standby) max.20W(action)	AC max.1VA(Standby) max.20VA(action)	-10%;+10%	red and green LED	≤1s	
GRD9L-D	Switch input control + recloser							

	recloser times	recloser time	Closing times reset	Mechanical life	Electric life	Protection class	Ambient temperature
GRD9L-C	-	-	-	10000 times	4000 times	2	-20°C~+55°C
GRD9L-D	3 times	10s-60s-300s	After closing successfully No more tripping or manual reset within 15 minutes				

Auxiliary Accessories

Auxiliary contact	Alarm contact	SHT	Undervoltage SHT
■	■	■	■

GRD9L-R MCB/MCCB with Auto Reclosing

Scope of application

It can be matched with the MCB / RCCB switch. When the MCB / RCCB switch trips unexpectedly, it will automatically reclose, closing automatically, labor maintenance costs are reduced, and faults can be eliminated in time to improve efficiency.

Built-in 3 reclosing times, if continuous closing fails within 15 minutes, an alarm can be issued through the auxiliary trigger signal.



Technical Parameter

	Control method	Power terminal	Power consumption		Voltage fluctuation range		Indication light	Operate time
			DC12V	AC230V	DC12V	AC220V		
GRD9L-R	Switch input control + recloser	A1-A2	DC max.1W(Standby) max.20W(action)	AC max.1VA(Standby) max.20VA(action)	-10%;+10%	red and green LED	≤1s	

	recloser times	recloser time	Closing times reset	Mechanical life	Electric life	Protection class	Ambient temperature
GRD9L-R	3 times	10s-60s-300s	After closing successfully No more tripping or manual reset within 15 minutes	10000 times	4000 times	2	-20°C~+55°C

Auxiliary Accessories

Auxiliary contact	Alarm contact	SHT	Undervoltage SHT
■	■	■	■

Recloser

GRD9L-S MCB/MCCB With Rs485 Interface

Scope of application

It can be widely used in electric network terminal lines, new energy circuit management, smart electronic triplex, smart home, smart factory, new energy vehicle charging pile, etc.

It can be matched with MCB / RCCB switch to close and open MCB/RCCB switch remotely.

Remotely monitor the MCB/RCCB switch through the RS485 interface, read the opening and closing status and various parameters.



Technical Parameter

	Control method	Power terminal	Power consumption		Voltage fluctuation range		Rs485 interface communication protocol	Operate time
			DC12V	AC230V	DC12V	AC220V		
GRD9L-S	Rs485控制	A1-A2	DC max.1W(Standby) max.20W(action)	AC max.1VA(Standby) max.20VA(action)	-10%;+10%		MODBUS-RTU	≤1s

	recloser times	recloser time	Closing times reset	Mechanical life	Electric life	Protection class	Ambient temperature
GRD9L-S	3 times	10s-60s-300s	After closing successfully No more tripping or manual reset within 15 minutes	10000 times	4000 times	2	-20°C~+55°C

Auxiliary Accessories

Auxiliary contact	Alarm contact	SHT	Undervoltage SHT
■	■	■	■

Arc Fault Protective

AFDD Arc Fault Protective

Scope of application

ADDF-32 incorporating MCB and arc fault detection module, provides protection against short circuit, overload, leakage current and arc fault. Arc fault module detects arc fault, which enables the product effectively disconnect the protected circuit.



Application

ADDF-32 is suitable for AC circuits rated up to 32A and is widely used in household and similar equipment. The arc fault detection module of ADDF-32 can effectively detect and identify arc faults that occur on different circuits in series, parallel and grounding, due to insulation failure because of aging, damage or high humidity. When an arc fault is detected, the product trips and cuts off the protected circuit.

Technical Parameter

Rated voltage	Rated frequency	Rated Insulation voltage (Ui)	Rated impulse withstand voltage (Uimp)	Rated current (In)
AC230V	50Hz±2%	400V	4KV	6A, 10A, 16A, 20A, 25A, 32A
Magnetic trip classification	Rated working short circuit capacity (Ics)	Rated short circuit capacity (Icn)	Insulation material classification	Grid length (mm)
B,C	6KA	6KA	IIIa	40

Classification

Classification by rated current	6A, 10A, 16A, 20A, 25A, 32A	Classification by magnetic trip	B和C
---------------------------------	-----------------------------	---------------------------------	-----

Normal Operating Conditions

The ambient temperature is 5°C or +40°C, and the daily average maximum temperature is +35°C. Relative humidity: 50% maximum at 40°C, 90% maximum at 20°C

Arc Fault Protective

AFDD2 Arc Fault Protective

Scope of application

ADDF2-40 series arc fault protector protects the line from overload and short circuit, and also acts as indirect contact protection and direct contact backup protection for people. The arc fault protection unit of the protector can detect and identify the series arc fault in the line, Parallel arc fault and ground arc fault.



Technical Parameter

Rated voltage	Rated frequency	Rated Insulation voltage (Ui)	Rated impulse withstand voltage (Uimp)	Rated current (In)
AC230V	50Hz±2%	400V	4KV	6A、10A、16A、20A、25A、32A、40A
Magnetic trip classification	Rated working short circuit capacity (Ics)	Rated residual operating current (I Δ n)	Operating characteristics when residual current with DC component	Grid length (mm)
B、C	6KA	30mA	AC、A type	40

Classification

Classification by rated current	6A、10A、16A、20A、25A、32A、40A	Classification by magnetic trip	B、C
---------------------------------	----------------------------	---------------------------------	-----

Normal Operating Conditions

The ambient temperature is 5°C or +40°C, and the daily average maximum temperature is +35°C. Relative humidity: 50% maximum at 40°C, 90% maximum at 20°C

Home/Industrial AC Contactors

GYHC Home AC Contactors

Scope of application

GYHC series analog-digital AC contactors adopt a new technology platform and apply automated production and testing equipment to create high-end contactors with super quiet and long life.

Transparent clamshell design, high-end material selection, RoHS standard, visual window, and rich models and specifications.



Technical Parameter

GYHC Contactor-50/60Hz					
Rated voltage (Ue)	Electric life	Insulation voltage (Ui)	Rated impulse withstand voltage (Uimp)	Authentication	
1P/2P: 250V AC 3P/4P: 400V AC	100000次	500V AC	4kV	CCC/CE	
type	Rated current (In)		control voltage (V)	contact	width (Multiple of 9mm)
	AC-7a	AC-7b			
1P A1 1 A2 2	A1 R1	16A	AC(50/60Hz): 24V/48V/110V/230V DC:12V/24V	1NO 1NC	2
	A2 R2	20A			
		25A			
2P A1 1 3 A2 2 4	A1 R1 1	16A	AC(50/60Hz): 24V/48V/110V/230V DC:12V/24V	2NO 2NC 1NO1NC	2
	A1 R1 1	20A			
	A2 R2 2	25A			
		32A			
		40A			
3P A1 1 3 5 A2 2 4 6	A1 R1R3R5	16A	AC(50/60Hz): 24V/48V/110V/230V DC:12V/24V	3NO 3NC	2
	A1 R1R3R5	20A			
	A2 R2R4R6	25A			
		32A			
		40A			
4P A1 1 3 5 7 A2 2 4 6 8	A1 R1R3R5R7	16A	AC(50/60Hz): 24V/48V/110V/230V DC:12V/24V	4NO 4NC 2NO2NC 3NO1NC	2
	A1 R1R3R5R7	20A			
	A2 R2R4R6R8	25A			
		32A			
		40A			
		63A			
		20A			

Home/Industrial AC Contactors

GLC1 Industrial AC Contactors

Scope of application

The GLC1 series AC contactor adopts a new technology platform and applies automated production and testing equipment to create stable and reliable high-quality contactors. 09~95A, a total of 10 current specifications. Adhering to the standard: GB/T 14048.1 General and GB/T 14048.4.



Technical Parameter

Contactor model		GLC1-09	GLC1-12	GLC1-18	GLC1-25	GLC132	GLC1-40	GLC1-50	GLC1-65	GLC1-80	GLC1-95
Rated insulation voltage		690									
Conventional thermal current (Lth)		20	20	32	40	50	60	80	80	100	100
Rated working current (Ie)	380V,AC-3	9	12	18	25	32	40	50	65	80	95
	380V,AC-4	3.5	5	7.7	8.5	12	18.5	24	28	37	44
	660V,AC-3	6.6	8.9	10.6	18	21	34	39	42	49	49
	660V,AC-4	1.5	2	3.8	4.4	7.5	9	12	14	17.3	21.3
Rated working power (Pe)	380V,AC-3	4	5.5	7.5	11	15	18.5	22	30	37	45
	380V,AC-4	1.5	2.2	3	4	5	7.5	11	15	18.5	22
	660V,AC-3	5.5	7.5	9	15	18.5	30	33	37	45	45
	660V,AC-4	1.1	1.5	1.4	4	5.5	7.5	11	11	15	18.5
Mechanical life		1200			1000		900			650	
Electric life	AC-3	110				90				65	
	AC-4	22					17				11

Molded Case Circuit Breaker

GB14048.2

GB14048.2

GYCM3E Electronic Molded Case Circuit Breaker

Scope of application

GYCM3E series electronic molded case circuit breakers are suitable for distribution network circuits with AC 50 or 60Hz, rated working current up to 800A, for distributing electric energy and protecting lines and power equipment from overload, short circuit, voltage, etc. faulty damage. It can also be used as infrequent starting, overload, short circuit, and voltage protection of the motor.



Technical Parameter

Installation				
Ambient temperature	Altitude	Tolerance characteristics	Installation conditions	Using environment
-5°C~40°C	Below 2000m	Moisture-proof, mold-resistant, radiation-resistant	Inclination lower than 22.5°C	It must be used in an environment free of corrosive metals and gas that destroys insulation, no conductive dust, and no explosive dangerous substances.

Circuit breaker rating

Frame rating rated current Inm(A)	Short circuit breaking capacity		Number of poles	Circuit breaker rated current In(A)
	AC400V Icu/Ics(kA)			
GYCM3E-315	70/50		Three poles	80, 100, 125, 140, 160, 180, 200, 225, 250, 315 (adjustable)
GYCM3E-630	100/70			200, 225, 250, 315, 350, 400, 500, 630 (adjustable)
GYCM3E-800	100/70		Four poles	630, 700, 800 (adjustable)

GYCM3L Residual Current Protection Circuit Breaker

Scope of application

GYCM3L series residual current protection circuit breaker is suitable for AC 50 or 60Hz, rated current up to 800A in the distribution network circuit. It is used for distributing electrical energy and protecting lines and power equipment from overload, short circuit, voltage and other faults. It can also be used in infrequent starting and overload, short circuit and voltage protection of the motor.



Technical Parameter

Installation				
Ambient temperature	Altitude	Tolerance characteristics	Installation conditions	Using environment
Below 40°C	Below 2000m	Moisture-proof, mold-resistant, radiation-resistant	Inclination lower than 22.5°C	It must be used in an environment free of corrosive metals and gas that destroys insulation, no conductive dust, and no explosive dangerous substances.

Circuit breaker rating

Frame rating rated current Inm(A)	Short circuit breaking capacity level	Short circuit breaking capacity		Number of poles	Circuit breaker rated current In(A)
		AC400V Icu/Ics(kA)			
GYCM3L-125	M	35/25		Three poles	100, 125, 140, 160
	H	50/35			
GYCM3L-160	M	50/35		Four poles	125, 160, 180, 200, 225, 250, 315
	H	65/42			
GYCM3L-315	M	65/50		Four poles	400, 500, 630
GYCM3L-630	H	65/50			

Molded Case Circuit Breaker

GB14048.2-2008
GB/Z6829-2008
Q/GDW11196-2014
Q/GDW11020-2013

GYCM3C Residual Current Protection Circuit Breaker

Scope of application

GYCM3C series has the functions of overvoltage protection, overvoltage protection, open phase protection, phase fault protection, neutral wire cuts protection, surge protection, automatic reclosing, communication and so on. It can show parameters such as rated current, load current, three-phase power supply voltage, residual current setting value, power grid residual operating current, etc.; It also can identify trip types (residual current, blocking, overload, voltage, overvoltage, open phase), and recognize, store, search and delete.



Product features

Using and installation

Ambient temperature	Altitude	Pollution classification	Using environment	Using environment
-5°C~40°C	Lower than 2000m	III	The atmosphere humidity is less than 50% at the highest temperature of 40°C, and the lower temperature allows a higher relative humidity	It must be in an environment free of corrosive metals and gas that destroys insulation, no conductive dust, and no explosive dangerous substances.

GYCM3C series residual current protection circuit breaker is suitable for three-phase and four-wire power supply of 50HZ or 60HZ, rated voltage 400V and rated current up to 800A, grounding grid, simple computer room, mobile computer room and other outdoor unattended equipment. In addition to the protection function of over current and short circuit, this product also has protection functions such as residual current, over-voltage, under-voltage, open phase and neutral wire cuts. GYCM3C can solve the problem that the switch tripping equipment cannot be automatically recovered after the power failure, caused by transient faults such as thunder weather and unstable electric shock. It provides stable and reliable power supply for equipment, prolong the life of electrical equipment, improve the quality of power network, reduce network construction investment and maintenance costs. GYCM3C has been 3C marked, and passed the authoritative testing of conventional functions, residual current operating characteristics, working characteristics in special environments, built-in pluggable lightning protection modules, communication functions, special wave functions, and infrared remote control.

Classification

Frame class		315、400、630、800
Frame class	250型	100、125、140、160、180、200、225、250
	630型	200、225、250、315、350、400、500
	800型	630、700、800

Dual Power Automatic Transfer Switch

W2R Dual Power Automatic Transfer Switch

Scope of application

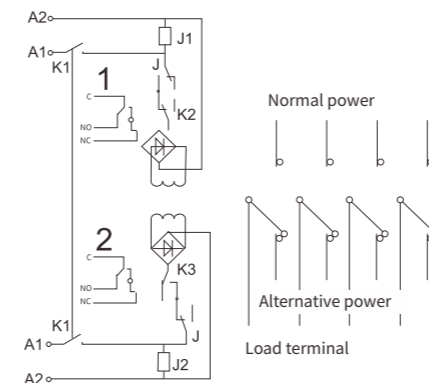
The W2R dual power automatic transfer switch is mainly used to test whether the main power or backup power function properly. When the power doesn't work properly, the backup power will start to work immediately to ensure the continuity, reliability and safety of the power supply. The dual power supply is suitable for emergency power supply system of 50/60HZ, rated 400V AC point.



Technical Parameter

electrical characteristics

Rated current Ie A	Insulation voltage (Ui)	Rated voltage (Ue)	Level	Using category	Rod	Electric life
16/20/25 32/40/50/63	AC 690V, 50HZ	AC 400V, 50HZ	Pc	AC-33iB AC-31B	2P/3P/4P	2000
Rated short-circuit current Iq	Rated protection device (fuse)	Rated impulse withstand voltage	Weight			
			2P	3P	4P	
50kV	RT16-00-63A	8kA	1.7kg	2.1kg	2.6kg	
Control circuit	Auxiliary circuit	Contacting switching time	Operation transition time	Return conversion time	Power off time	
Rated control voltage Us AC220V,50HZ	2 relays	<50ms	<50ms	<50ms	<50ms	



K1: manual/automatic selector switch
K2, K3: internal valve position switch
J1: normally used 220VA power relay
J2: backup 220VB power relay
1:A power passive signal output
2:B power passive signal output

Intelligent Circuit Breaker

IEC60947-2,GB14048.2

GYW1 Intelligent circuit breaker

Scope of application

Intelligent circuit breakers are used to control and protect low-voltage distribution networks, and are generally installed in low-voltage distribution box as the main switch for overall protection.

AC rated current 200A-6300A; short-circuit breaking capacity 80KA-120KA (effective value); rated working voltage AC690V and below;



Technical Parameter

Model	2000					
Frame rating current rating Inm(A)	2000					
Rated current In (A)	200/400/630	800	1000	1250	1600	2000
Rated working voltage Ue	AC400,690 50HZ					
Rated insulation voltage Ui	AC1000,50HZ					
Rated impulse withstand voltage Uimp	8000					
Power frequency tolerance voltage U	AC3500V/1min,50Hz					
Poles	3/4					
Pole N rated current IN (A)	50%In 100%In					
Rated ultimate short-circuit segment capacity Icu(kA) (RMS)	AC400V	80				
	AC690V	50				
Rated operating short-circuit segment capacity Ics(kA) (RMS)	AC400V	50				
	AC690V	40				
Rated short-circuit connecting capacity Icm(kA) (peak)	AC400V	176				
	AC690V	105				
Rated short-time tolerance current (1s) Icw (kA) (RMS)	AC400V	50				
	AC690V	40				
Full breaking time (without additional delay)	25~30					
Closing time	Max 70					
Operational performance	Electric life	AC400V	500			
		AC690V	500			
	Mechanical life	No maintenance	2500			
		Have maintenance	10000			

model	4000				6300					
Frame rating current rating Inm(A)	4000				6300					
Rated current In (A)	2500	2900	3200	3600	4000	4000	5000	6300		
Rated working voltage Ue	AC400,690 50HZ									
Rated insulation voltage Ui	AC1000,50HZ									
Rated impulse withstand voltage Uimp	8000									
Power frequency tolerance voltage U	AC3500V/1min,50Hz									
Poles	3/4									
Pole N rated current IN (A)	50%In 100%In									
Rated ultimate short-circuit segment capacity Icu(kA) (RMS)	AC400V	100				120				
	AC690V	65				75				
Rated operating short-circuit segment capacity Ics(kA) (RMS)	AC400V	65				100				
	AC690V	50				65				
Rated short-circuit connecting capacity Icm(kA) (peak)	AC400V	220				264				
	AC690V	143				165				
Rated short-time tolerance current (1s) Icw (kA) (RMS)	AC400V	65				85				
	AC690V	50				65				
Full breaking time (without additional delay)	25~30									
Closing time	MAX 70									
Operational performance	Electric life	AC400V	500							
		AC690V	500							
	Mechanical life	No maintenance	2500				2000			
		Have maintenance	10000				8000			

Normalo Perating Conditions

The ambient temperature is -5°C or +40°C, and the daily average maximum temperature is +35°C. The altitude of the installation site should be lower than 2000m. Relative humidity: The maximum value is 50% at 40°C, and the maximum value is 90% at 25°C. Considering the condensation on the surface due to temperature changes, special measures should be taken. The pollution level is 3. The installation category of the main circuit of the circuit breaker, the voltage trip coil, and the primary coil of the power transformer is IV, and the installation category of the remaining auxiliary circuits and control circuits is III. The vertical inclination of the circuit breaker should be smaller than ±5.

